

# PERFORMANCES

## SET - DRESSING

(1)

PAINT/TEXTURE  
ETC

- 1) IMAGES X 6 ON PLY FRAMES.
- 2) LX cable in walls x 5.
- 3) Opaque perspex. S/L. Q. light. Hall window. Back window.
- 4) LADDER. (on set)
- 5) Skirting Board - Loose - Stack - S/L.
- 6) DOOR FURNITURE.
- 7) LATCHES - windows - SPRAY
- 8) Display case perspex -
- 9) Grey FABRIC
- 10) Top section of Stave. downstage.
- 11) Seal LX leads. upstage


## TABLE


13) Box to hide pedal


## 6x STORAGE BOXES

LX cable  
 Fix PERSPEX top  
 dry acetone - wet +  
 LX leads in main window  
 bottom  
 Clean up the work light  
 SPRAY the 2 DOORS - PERSE  
 Coat Beam (batten)  
 PHOTOS: - top mid

# JIMS JOBS - Tuesday Sept 22,

- ①: PIANO CABLE — Bu en
- ②: PERSPEX - Display case. fix top. cut smaller re-do
- ③: ~~Oxyacetylene cylinder + tackle~~
- ④: ~~4x cable bottom of window sill~~
- ⑤: ~~doors central - ball cast~~  


Not top
- ⑥: ~~work - Light - cleanup + cable~~
- ⑦: Double door. float door - spray perspex to loose reflector
- ⑧: ~~Centre Beam~~
- ⑨: PHOTOS. edge  


Some still to do  
Forensic
- ⑩: central curtain  


WED Tech:-  
1. Chrome edge to display case.  
Fix:-

SPRAY the chrome
- ⑪: Broom music stool & where is it ch book
- ⑫: FIX DISPLAY CASE object JU
- ⑬: METAL TABLE TOP JU

# PERFORMANCES ②

# PAINT

- ① FLOOR - touch up - FRONT ply - grey -  
Rest of floor - S/R/SL. down stage - Black -
- ② Fill all joints of flats / beams .
- ③ Emphasise unpainted S/R upper wall .
- ④ Slight glaze on ALL woodwork .
- ⑤ S/Left wall white @ top

- 70
- ① FINAL drapes to piano
  - ② 6 storage boxes
  - ③ Grey Paper to cover the brass englis

- PAINT Tuesday 22nd
- ① Sills SL : grey
  - ② Slips to Bar window. unpainted strip + unpainted window generally

~~wardrobe~~  
~~gray hollyhock~~  
~~pears on~~

~~leather shoes~~  
~~stockings~~

Cable in Red Jacket  
+ PRICE TAG  
Trousers up 1"

Archive Collection: T26. Joe Vaněk Archive.  
Ref No. T2612212/006  
Date Digitised: 26/09/2019